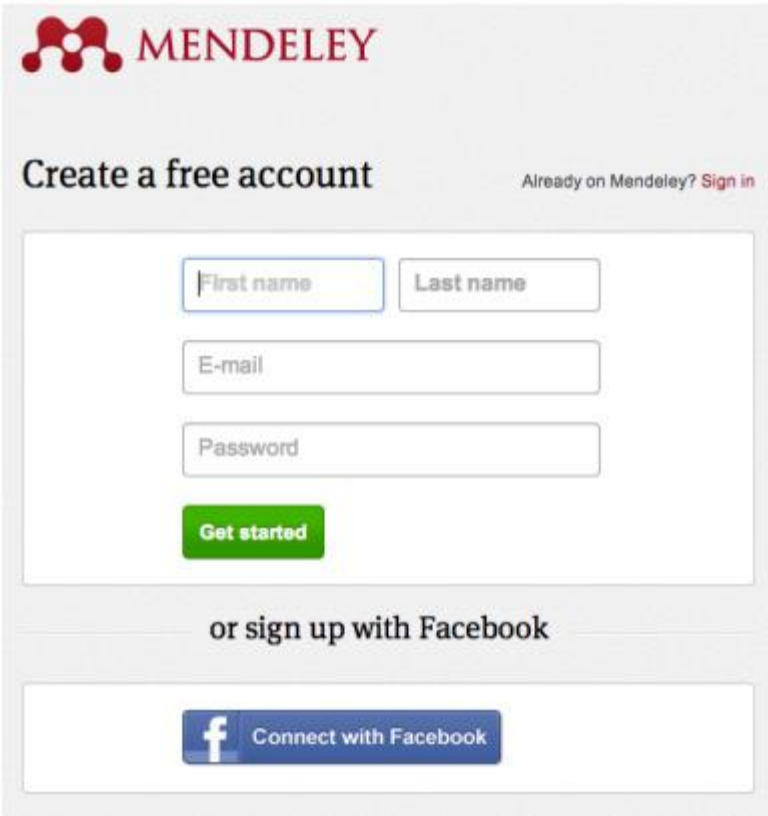
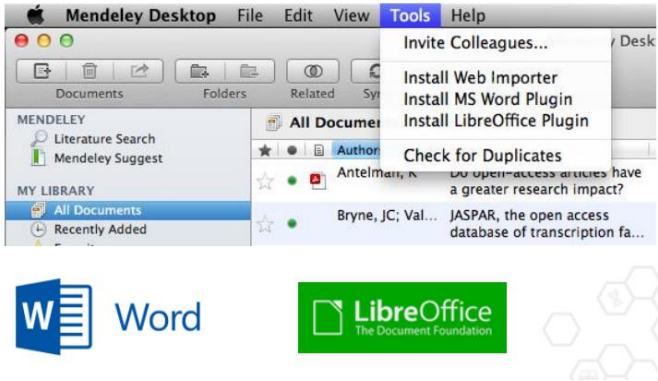




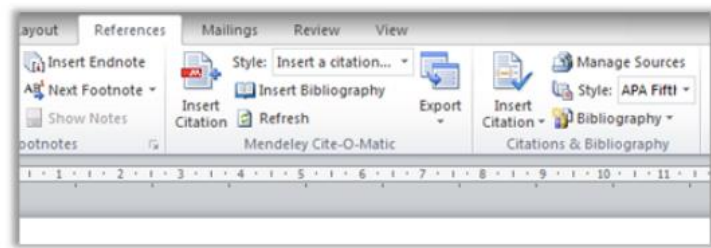
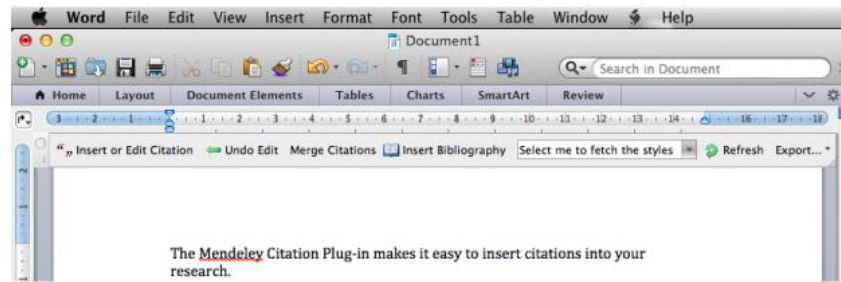
**MEDELEY REFERENCE
MANAGER**

*By,
Association of Science, Technology and
Innovation*

Medeley Reference Manager

1	Getting install	<p>Step 1: Create a free account @ https://www.mendeley.com/guides/web</p>  <p>Step 2: Download Mendeley Desktop</p> <p>Step 3: Build Your Library</p>
2	Citations & bibliography	<p>Step 1: Install the Citation Plug-in</p> 

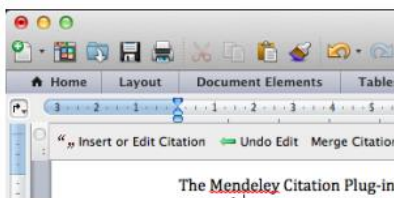
Step 2: The Citation Tool Bar Appears in Word Automatically



Mac

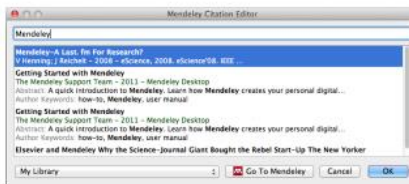
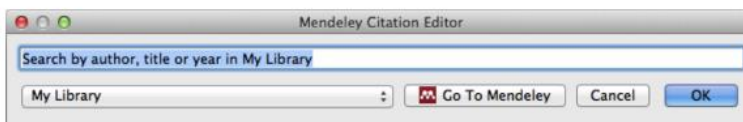
Windows

Step 3: Generate In-Text Citations in Word



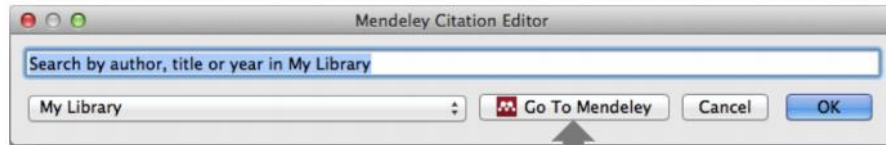
1. Click 'Insert or Edit Citation'

2. Search by author, title or year, or select a document from your Mendeley library



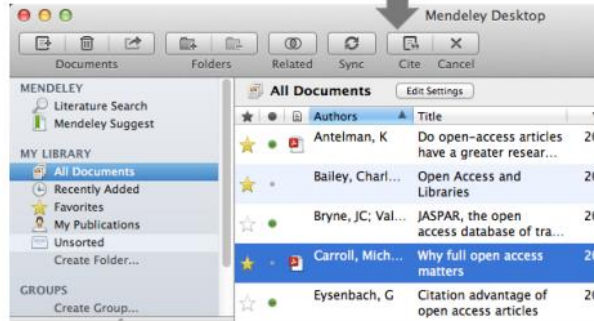
3. Select the article or book, and click 'ok' to automatically cite that text in Word

or Step 3: Finding a Reference in Your Library



1. Click "Go to Mendely"

2. The 'Cite' button appears



Step 4: Inserting Your Bibliography



The Mendely Citation Plug-in makes it easy to insert citations into your research. (Henning & Reichelt, 2008)

1. Click 'Insert Bibliography'



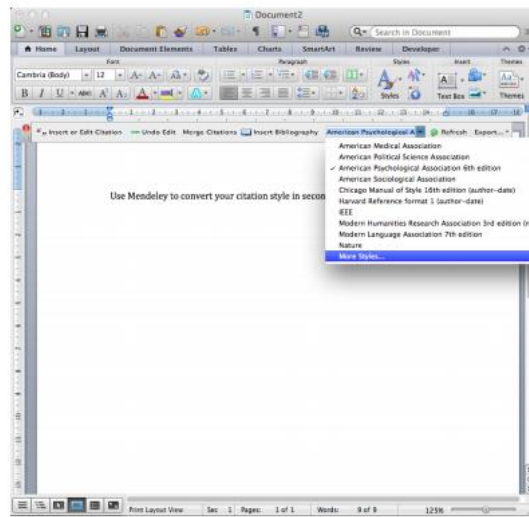
2. Choose your style

The Mendely Citation Plug-in makes it easy to insert citations into your research. (Henning & Reichelt, 2008)

3. Done!

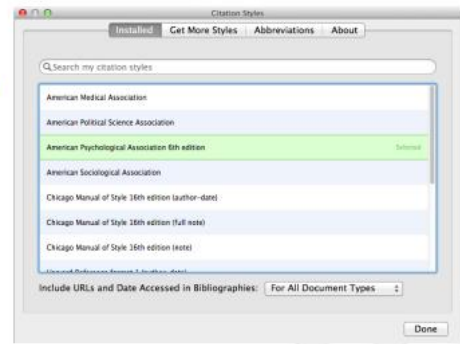
Henning, V., & Reichelt, J. (2008). Mendely-A Last. fr
2008. eScience'08. IEEE Retrieved from
http://ieeexplore.ieee.org/xpls/abs_all.jsp?arnumber=4736778

Step 5: Finding a CSL Style



Select your style, or

Search Mendely's database of
6,000+ citation styles



Medeley Reference Manager

Young Inventors Journal (YIJ) Paper Writing Competition Association of Science, Technology and Innovation (Secretariat)

No 16A, Jalan 21/12, Sea Park,

46300 Petaling Jaya,

Selangor Darul Ehsan.

Tel : 03-78778571/78655557

Fax : 03-78729551

E-Mail : yijasti@gmail.com

Web : www.asti.org.my