


How to use
this folder?



HOW TO USE THIS FOLDER

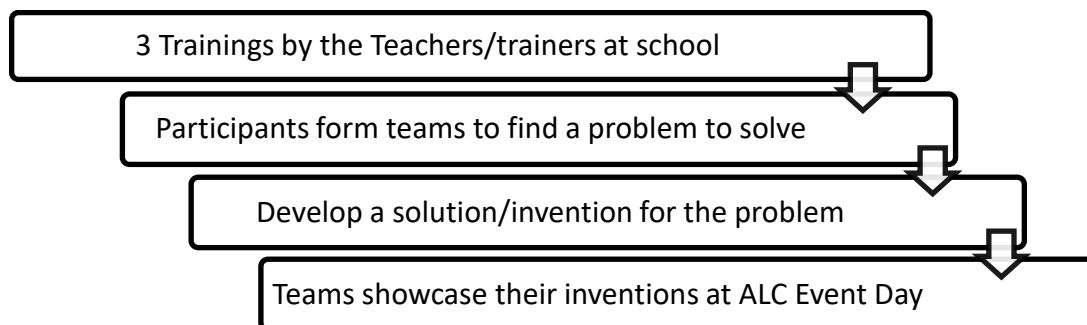
Introduction




ASTI Leap Challenge, ALC, is the latest project that ASTI initiated with Yayasan Hasanah as our funding partner. The project is for secondary schools, which we believe have the potential to help students achieve higher levels of learning and understanding. The aim of the project is to expose young people to the world of invention and innovation in a very hands-on manner.

ASTI Leap Challenge will help students with their creative and critical thinking, and problem solving skills. The target group for the ALC Phase I in 2017 were the Form 4 students in Kedah, Penang and Johor. The success of the programme has motivated us to produce a complete folder for organising ASTI Leap Challenge school level, Phase II.

In Phase II of the pilot in 2018, we will train the teachers and students to conduct their own School Level ASTI Leap Challenge (SL-ALC). Below is the process flow for Phase II of the project at the school.



This folder contains manuals that can be used by anyone who wants to organise ASTI Leap Challenge on their own. We encourage all schools to organise their own ASTI Leap Challenge at their school level.





The Use of This Manual

The Folder is a key tool for the organisers, teachers, students, parents, facilitators and judges. It helps all parties to better understand the scope and nature of the project and roles of each stakeholder. Any part of the folder can be photocopied and given to the stakeholders respectively. The folder includes :-

1. ***Creative Thinking (Training Module)*** – training slides on Creative Thinking with some suggested activities to be done during the training.
2. ***Critical Thinking (Training Module)*** - training slides on Critical Thinking with some suggested activities to be done during the training.
3. ***Design and Innovative Thinking (Training Module)*** - training slides on Design and Innovative Thinking with some suggested activities to be done during the training.
4. ***Organiser's Manual*** - gives details on how to organise ASTI Leap Challenge.
5. ***Teacher Advisor Manual*** - explains the roles and responsibilities of teachers in guiding participants of the programme.
6. ***Students' Manual*** - helps students to develop their projects and provides the format for writing a report.
7. ***Parents Guide*** - guides participants' parents to motivate their children to perform well in ASTI Leap Challenge.
8. ***Facilitator's Manual*** - guideline for facilitators on how to effectively help teachers and students during school visits.
9. ***Judges Manual*** - gives proper guidelines on how to judge ASTI Leap Challenge effectively.
10. ***Trainer Manual*** - gives guidelines for teachers on how to conduct the 3 trainings in school effectively.